

# The Art Room At Home

## Animal Homes Project



During the coronavirus pandemic we have all been asked to stay at home. This project playfully explores what makes home a comfortable, safe and fun place for your child. Animals find brilliant ways to build their homes even when the world around them is changing. All animals are different, and so they need different types of homes. Let's imagine a special animal home together!

The aim of the project is for you to encourage your child to create something they want to make. By supporting them on their artistic journey we hope that you can celebrate their creativity together.

### Activities

There are 3 activities in this project. Make 1, or all 3!

### Materials

- recycled materials
- pens, paint, glue (optional)



### Project inspiration

Check out this document for more images, stories, activities and music inspired by animal homes which can be calming to listen to while you create. We recommend using these extra ideas alongside this project sheet to help inspire your art.

[Download additional resources](#)



### Share your creations

We'd love to see your artwork! Share photos of your creations with us on social media:

 [@Place2Be](#)

 [Place2Be](#)

 [@Place2Be](#)

 [Place2Be](#)




## Activity 1: Your animal



### Imagine

Read the story 'The Home Builders' by Varsha Bajaj



It is on YouTube to read or watch:

<https://bit.ly/30rkYPO>

Listen to our Animal Homes Project Playlist on Spotify:  
<https://spoti.fi/3cCxrSE>

### Session Aims

- Get to know your favourite animal.
- Think about your animal's features and abilities.
- Make your animal.



### Create

#### You will need:

Bits and bobs such as plastic containers or bottles, bottle tops, toilet roll tubes, cartons, string, cotton, leaves, twigs and/or pebbles

- Paper or card
- Scissors
- Pens, pencils, or paint
- Glue/Sellotape
- Magazines/newspapers

#### Creative Activity:

- 1) Think about what type of animal you would like to make (drawing a sketch first can be helpful).
- 2) You can draw, paint and/or cut and paste different materials onto paper. Otherwise, different recycled materials can be put together in the shape of your animal.
- 3) The way your animal feels or the sounds and actions it makes can also be created.

Look at the examples above for ideas. Notice the penguin's soft looking belly, the butterflies' movable wings and the rattle snake on the toilet roll maracas?



### Explore

- Describe your animal. Does it have a beak, teeth, paws, long nails, fur, scales and/or feathers? Does it make any sounds?
- The different animals in 'The Home Builders' make their homes by digging, nibbling and gathering. How does your animal build its home?
- Are there other animals that your animal enjoys being with? How do they spend time together?

### Share your creations

We'd love to see your artwork! Share photos of your creations with us on social media:

[@Place2Be](https://twitter.com/Place2Be)

[Place2Be](https://www.facebook.com/Place2Be)

[@\\_Place2Be](https://www.instagram.com/Place2Be)

[Place2Be](https://www.linkedin.com/company/Place2Be)



Tingatinga Paintings from Tanzania



Andreas Lie's photos of animals with their habitat  
<https://bit.ly/2YakzxX>



Mithila Art from India and Southern Nepal





# Activity 2: Build your animal home



## Imagine



Read this story 'Over and Under the Snow' by Kate Messner

It is on YouTube to read or watch: <https://bit.ly/3eZiueU>

Listen to our Animal Homes Project Playlist on Spotify: <https://spoti.fi/3cCxrSE>

**Animal Homes**  
(sung to 'On Top of Old Smoky')  
On top of a mountain,  
Or under the sea,  
There are so many places  
Where creatures may be.

Alone in a desert,  
Or grouped on a farm,  
Or tucked in a tree trunk  
Away from all harm.

On bright, sunny grasslands,  
Or in a dark cave,  
In jungles and forests,  
Where all must be brave.

On ice in the Arctic,  
Or holed underground,  
There are so many places  
Where creatures are found!



Illustrations from 'Home' by Carson Ellis. Read it here: <https://bit.ly/3h8nv6C>

'Animal Homes' poem



Snail home digital art



## Session Aims

- Explore the theme of animal homes and habitats.
- Sketch or design a home for your animal.
- Create your animal home and decorate the outside.



## Create

### You will need:

- Recycled materials/packaging such as cardboard, plastic containers or bottles, toilet roll tubes, cartons
- Paper or card
- Kitchen foil
- Pens, pencils, or paint
- Scissors
- Glue/Sellotape
- Magazines/newspapers

### Creative Activity:

1. Sketch or design your animal home onto paper or card.
2. It can stay flat, or you can give it form by combining different materials so that they pop out. Below are some helpful steps for putting materials together:
  - a) Find a large piece of cardboard to build your animal home onto. This way, you can move it around.
  - b) Add your collected materials onto the base. They can be folded over each other, or secured with glue or tape.
  - c) Now your animal home is ready to decorate with pen, pencil, paint and/ or pasted bits from magazines or newspapers.



How many snakes can you spot?



## Explore

- In the story 'Over and Under The Snow', we see different animals in their homes. What does your animal need around them to feel safe?
- In which part of the world would you place your animal home? What would your animal see as they peered out?
- Are there any dangers surrounding your animal home? How will your home protect your animal?

## Share your creations

We'd love to see your artwork! Share photos of your creations with us on social media:

@Place2Be

Place2Be

@Place2Be

Place2Be




## Activity 3: Inside your animal home




### Imagine

Read the story 'Little Home Bird' by Jo Empson




It is on YouTube to read or listen to:  
<https://bit.ly/2XH8ZLs>

Listen to our Animal Homes Project Playlist on Spotify:  
<https://spoti.fi/3cCxrSE>



'Surprise in Burrow'  
Charles van Sandwyk



'Need A House? Call Ms Mouse!' George Mendoza



Lenny Abrahamson's 'Movie Room'

### Session Aims

- Imagine being inside your animal home.
- Sketch or design the inside of your animal home.
- Create and decorate inside your animal home.



### Create

#### You will need:

- Variety of boxes
- Magazine/newspaper
- Pieces of card
- Food wrappings
- Fabric, Wool, String
- Kitchen foil

#### Creative Activity:

1. Find a box to contain the inside of your animal home. Drawing a sketch of where you want things to go can be useful.
2. There are different ways you can make the inside of your animal home:
  - a) Create directly in your box
  - b) Build onto a separate base, which can be taken in and out of your box (this can be done by tracing around your box onto paper or card and cutting it out)
  - c) Using a flat drawing/painting
  - e) Attach materials with glue or tape so they pop out
  - f) Go outside and put natural things like rocks, leaves, sticks and straw together
3. The inside of your box can be decorated with paint, pen or pasted bits from magazines or newspapers.



### Explore

- Imagine being the animal in your home. Using your five senses, what can you see, hear, feel, smell and taste? What is it like living there?
- The bird in 'Little Home Bird' tried to take his favourite things with him to his new home. What would be important to bring to your animal home? Are there any animal friends sharing the space?
- The little bird enjoys eating berries and listening to music. What activities would be fun to do in your animal home?

### Share your creations

We'd love to see your artwork! Share photos of your creations with us on social media:

@Place2Be

Place2Be


@Place2Be

Place2Be





Now you have made your animal's home, pay your animal a visit!



### More from The Art Room

If you enjoyed this Animal Home Project, why not try one of the activities on our additional resources page?

Continue exploring the theme of 'animal homes' by creating animal dances, nests, shadow games and more!

[Download Additional Resources](#)

### Have you seen our other Art Room at Home Projects?

Visit The Art Room At Home website to see our other projects for families, including Space and the Seasons Tree. We'll be adding new projects regularly, so keep checking the website for more.

[Visit The Art Room At Home](#)



### End of project reflection

Imagine you are inside your animal's home. What is it like to be there?

In the book 'Little Home Bird' the bird discovered new activities he really enjoyed. What new things have you found to enjoy whilst at home?

What other places are comforting to think about while the world around us is changing?

### Share your creations

We'd love to see your artwork! Share photos of your creations with us on social media:

 [@Place2Be](#)

 [Place2Be](#)

 [@\\_Place2Be](#)

 [Place2Be](#)